



# vari<sup>®</sup>

## Product Cleaning Guide

These cleaning guidelines will help you care for your Vari products so you can enjoy them for years to come.





## Laminate

Wipe with water and a mild soap, then dry the surface immediately with a clean, soft cloth. Non-abrasive cleaners, such as alcohol-based wipes, can be used to disinfect the surface. Bleach and abrasive cleaners can discolor or mar the surface, so use sparingly.

### Found in products like:

- Desks and Converters (a)
- Conference Table (b)




## Wood

Wipe with water and a mild soap, then dry the surface immediately with a clean, soft cloth. Non-abrasive cleaners, such as alcohol-based wipes, can be used to disinfect the surface. Bleach and abrasive cleaners can discolor or mar the surface, so use sparingly.

### Found in products like:

- Wood Conference Chair (c)
- Wood Conference Stool (d)





## Fabric: PET Felt

Vacuum clean regularly. Treat spillages immediately. In most cases, water is sufficient to remove stains, but difficult stains may require water and mild soap. Dab the stain with a damp cloth while still wet. Do not rub, as it can damage the material.

### Found in products like:


- Felt Privacy and Modesty Panels (a)
- Privacy Booth (b)

## Fabric: Polyester

Vacuum the outside covering before cleaning. Lightly blot away any spills with a soft cloth. Using a damp cloth or sponge (water only), gently press against the fabric. Work your way from the edges of the affected area into the center, blotting up the stain as you go. Lightly press clean paper towels against the damp fabric after it has been cleaned.

### Found in products like:

- Storage Seat (c)
- Soft Seating (d)





## Fabric: Mesh

Vacuum to remove loose dirt. Remove any remaining dirt by dabbing gently with a soft cloth and mild soap and water. Do not rub or scrub vigorously, as that could cause the mesh to fray.

### Found in products like:

- Task Chair (chair back)
- Drafting Chair (chair back) (a)

## Fabric: Nylon

Vacuum to remove loose dirt. Mist with a water-based upholstery cleaner or mild soap and water. Using a clean, dry cloth, gently rub the fabric in a circular motion until mostly dry, applying more pressure where needed to break up dried-on stains. For spot cleaning, fill a spray bottle with rubbing alcohol and saturate the stained area. Use a clean cloth to blot and scrub the area and lift the stain. Allow damp spots to dry completely.

### Found in products like:

- Task Chair (seat cushion)
- Drafting Chair (cushion) (b)



## Metals

For powder-coated metal surfaces requiring light cleaning, wash with a solution of mild soap and water applied with a cloth or sponge. Follow by rinsing with clear water and drying with a lint-free cloth or chamois. For QuickFlex Walls®: Use water mixed with mild soap or non-abrasive cleaners, such as alcohol-based wipes, to clean aluminum frames. Dry thoroughly with a soft cloth, making sure all water is removed from the hinges, sealant, glass, and frame to prevent damage. Do not use: solvents, abrasive cleaners, harsh chemicals, abrasive pads, scrubbing brushes, steel brushes, high-pressure spray nozzles, or high-pressure cleaners.

### Found in products like:

- QuickFlex Walls® (a)
- Standing Desks (b)
- VariDesk Converters (c)



## Porcelain-Steel

Frequently cleaned writing surfaces are easier to maintain, so wipe clean regularly with any whiteboard cleaner. When dry-erase ink is left on a whiteboard for a long period of time, it may require cleaning with a mild solvent such as alcohol. Thoroughly remove any residue left on the surface from any solvent using a mild soap and water. Heavily soiled writing surfaces often result in marks that are hard to remove and may “smear” or “ghost” into the existing soil on the surface. In this case, a solvent will generally be required to clean the heavy soil from the surface. Any solvent used will need to be fully removed from the surface using mild soap and water.

### Found in products like:

- Mobile Glass Board 40x72 (d)



## Acrylic

Using a very soft damp cloth, wipe with mild soap and water. Do not use any scouring compounds or chemical cleaners such as Windex, ammonia, or other glass cleaners. Should anything ever stick to the acrylic surface (such as an adhesive label), do not use any type of solvent to remove it.

### Found in products like:

- Acrylic Privacy Panels (a)
- Acrylic Modesty Panels (a2)



## Glass

Use a mild, non-abrasive commercial window cleaning solution. Wipe the glass surface with a clean water and soap solution to loosen dirt and debris. Avoid cleaning glass surfaces in direct sunlight (spotting may occur). Avoid using any metal knives, scrapers, or razors when cleaning.

### Found in products like:

- Quick Flex Walls® (b)
- Glass Board (c)



## Plastic

Wipe with water and a mild soap, then dry the surface immediately with a clean, soft cloth.

### Found in products like:

- **Monitor Arms** (b)
- **VariDesk Converters** (c)

## Polyurethane

We recommended cleaning with warm water only as the pores in this material can easily absorb and retain soap. If necessary, use only a very small amount of mild soap and then rinse thoroughly and hang to dry.

### Found in products like:


- **Active Mats** (a)
- **Active Seat** (d)
- **Task Chair** (e)

## Rubber

We recommend cleaning with warm water as the pores in this material can easily absorb and retain soap. If necessary, use only a very small amount of mild soap and then rinse thoroughly and hang to dry.

### Found in products like:

- **Standing Mats** (f)





## Vinyl

Using a microfiber cloth, dampen it with warm water and a little bit of dish soap. Wipe down the area, this may need to be done a few times to ensure the area is cleaned up. Dry the surface with a clean, soft cloth.

### Found in products like:

- Soft Seating (a)
- Side Chair (b)
- Privacy Booth (c)
- High Back Conference Chair (d)



## Electrical Components

Dust with a dry cloth. Do not use water or any other liquid on any surface where it may come into contact with electrical components.

### Found in products like:

- Power Hub (d)
- LED Task Lamp (e)





# Additional Information From the CDC For Cleaning and Disinfecting Your Workspace:

- <https://www.cdc.gov/coronavirus/2019-ncov/community/disinfecting-building-facility.html>
- <https://www.epa.gov/pesticide-registration/list-n-disinfectants-use-against-sars-cov-2>

**vari.**<sup>®</sup>

